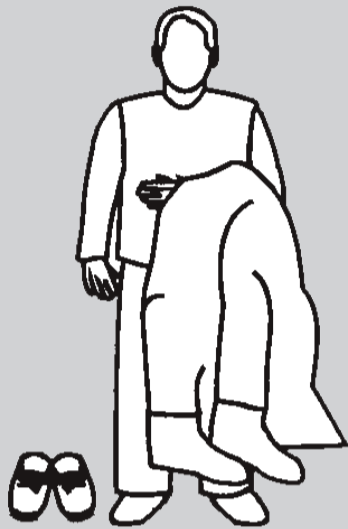





SOLAS Immersion Suit PS5019

Donning instructions

1 Remove hood and footwear



2 Don the suit – legs first




3 Put on the hood. Tighten the cuff and foot straps




4 Tighten the straps inside the suit to fit you



5 Zip the front zip fastener.




6 Fit the D-ring into the snap hook across the chest



7 Don the gloves



8 Jump into the water feet first



9 Turn onto your back and switch on location light

