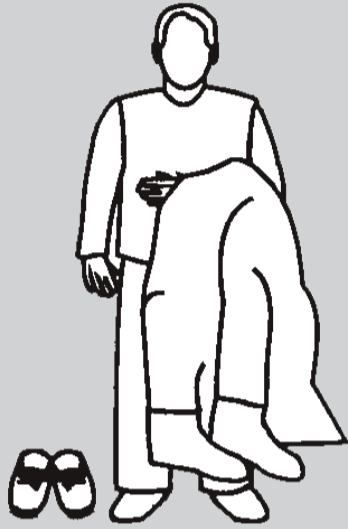





SOLAS Immersion Suit PS5026

Donning instructions


1 Remove hood and footwear



2 Don the suit – legs first



3 Put on the hood and tighten the foot straps



4 Tighten the straps inside the suit to fit you



5 Zip the front zipper




6 Close/tighten the waist strap and life jacket buckle



7 Don the gloves



8 Jump into the water - feet first.
Turn onto your back



9 The light can be activated/deactivated by pressing the switch on the front of the light

