



VIKING lifejacket PV9720

Donning instructions

1 Pull the straps to open the lifejacket




2 Don it like a jacket



3 Put on the hood and close the zipper



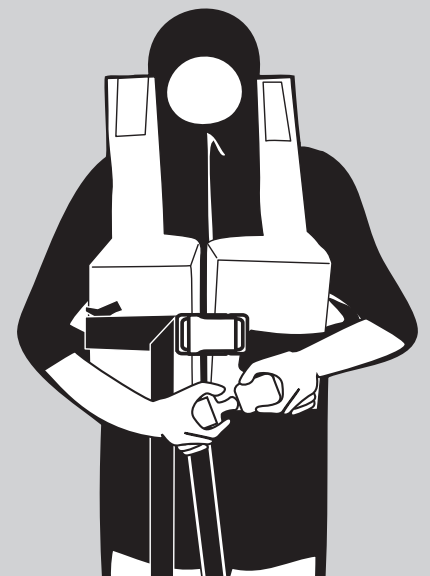
4 Close the buckle in the middle



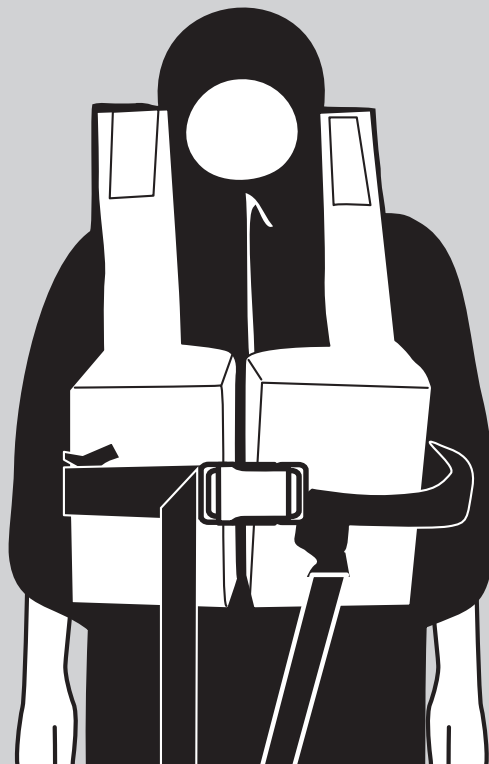
5 Tighten the lifejacket by pulling the side strap



6 Bring the crotch strap up between your legs and close the buckle



7 Adjust the crotch strap so that it fits tightly



If the lifejacket has been submerged it should be cleaned in fresh water.

Allow to dry before repacking and storing.